



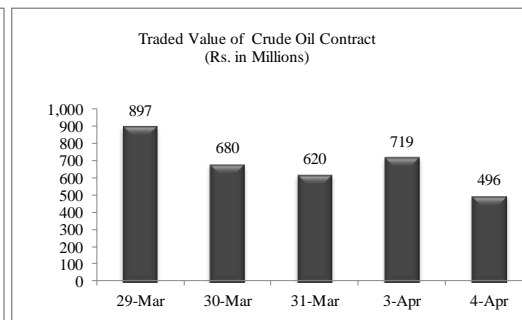
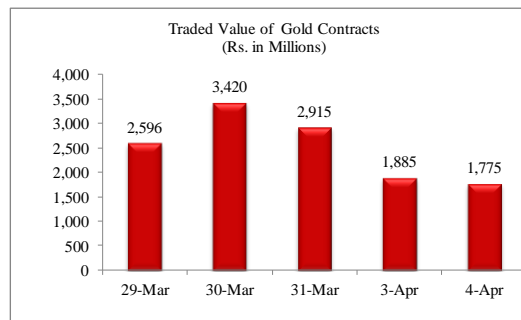
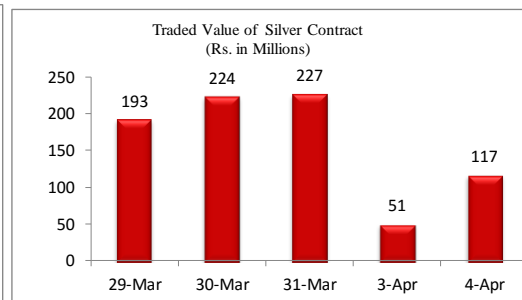

PAKISTAN
MERCANTILE
EXCHANGE

YOUR FUTURES EXCHANGE, THE EXCHANGE OF THE FUTURE



Tuesday, April 04, 2017

Commodities	Daily Trading Volume		Open Interest	
	No. of Contracts	Value (Rs)	No. of Contracts	Value (Rs)
GO100 OZ	18	237,784,730	18	237,520,483
GO10 OZ	305	402,753,523	365	481,638,758
GO1 OZ	2,022	267,014,046	1,722	227,227,929
Crude 10 (barrel)	2,977	158,094,066	1,514	81,403,699
Crude100 (barrel)	636	337,552,939	1,172	629,287,615
SL10 OZ	238	4,576,993	738	14,181,109
Silver100 OZ	291	55,981,357	620	119,136,689
Silver500 OZ	59	56,698,379	102	97,999,535
Copper	136	37,206,530	228	62,610,480
ICOTTON	10	3,944,414	10	3,923,337
GOLDEURUSD (Through COTs)	49	54,781,590	174	194,772,207
GOLDGBPUSD (Through COTs)	273	356,305,577	219	285,791,211
GOLDUSDJPY (Through COTs)	298	311,924,025	517	542,147,661
GOLDAUDUSD (Through COTs)	32	25,436,100	12	9,517,932
GOLDUSDCAD (Through COTs)	107	112,430,645	59	61,870,392
GOLDUSDCHF (Through COTs)	5	5,245,537	14	14,680,177
BRENT10 (barrel)	16	897,329	15	853,141
BRENT100 (barrel)	-	-	-	-
Tola Gold	-	-	50	2,606,450
Mini Gold	-	-	-	-
Gold Kilo	-	-	-	-
MTola Gold	-	-	-	-
Gold Futures	-	-	-	-
T Gold 100 (gms)	-	-	-	-
T Gold 50	-	-	-	-
PADDYSBR1	-	-	-	-
RCA (RED Chilli)	-	-	-	-
Rice IRRI-6-W (MT)	-	-	-	-
WHEAT (MT)	-	-	-	-
Palm Olein (MT)	-	-	-	-
Sugar (MT)	-	-	-	-
KIBOR3M	-	-	-	-
Grand Total	7,472	2,428,627,780	7,549	3,067,168,805



UAN: +92-21-111-623-623 | Email: info@pmex.com.pk | Web: www.pmex.com.pk