



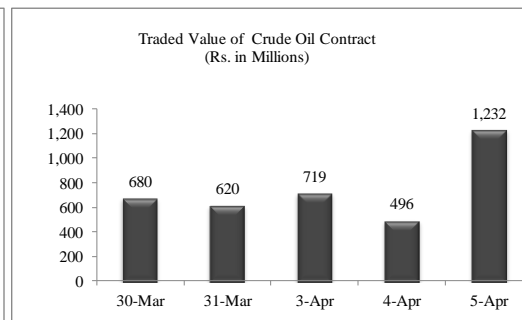
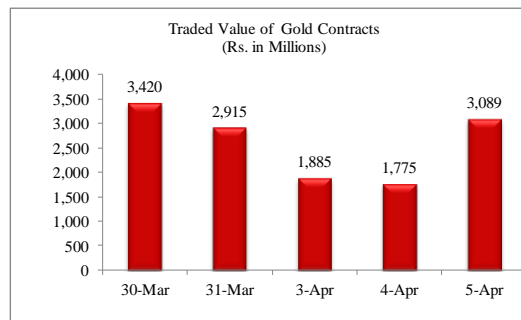
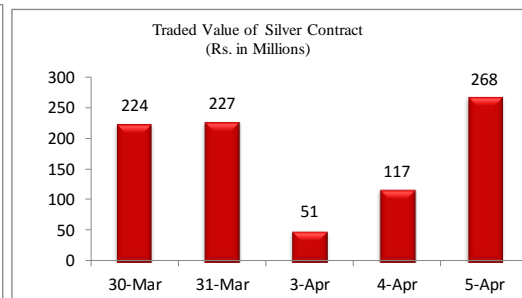

PAKISTAN
MERCANTILE
EXCHANGE

YOUR FUTURES EXCHANGE, THE EXCHANGE OF THE FUTURE



Wednesday, April 05, 2017

Commodities	Daily Trading Volume		Open Interest	
	No. of Contracts	Value (Rs)	No. of Contracts	Value (Rs)
GO100 OZ	32	420,028,265	21	276,931,066
GO10 OZ	586	769,678,587	392	516,937,989
GO1 OZ	3,734	490,478,938	1,853	244,358,697
Crude 10 (barrel)	8,248	443,658,245	1,647	88,019,138
Crude100 (barrel)	1,462	788,248,768	1,267	676,836,906
SL10 OZ	347	6,637,585	597	11,461,068
Silver100 OZ	825	157,637,831	530	101,748,175
Silver500 OZ	108	103,379,324	72	69,111,968
Copper	562	156,720,254	277	77,809,014
ICOTTON	15	5,905,610	20	7,849,820
GOLDEURUSD (Through COTs)	204	228,106,782	172	192,443,266
GOLDGBPUSD (Through COTs)	333	435,491,549	266	348,324,787
GOLDUSDJPY (Through COTs)	666	700,944,745	458	480,260,752
GOLDAUDUSD (Through COTs)	9	7,148,831	13	10,316,546
GOLDUSDCAD (Through COTs)	25	26,173,596	55	57,671,899
GOLDUSDCHF (Through COTs)	8	8,391,046	20	20,971,872
BRENT10 (barrel)	40	2,288,874	20	1,134,375
BRENT100 (barrel)	-	-	-	-
Tola Gold	5	256,904	5	260,454
Mini Gold	-	-	-	-
Gold Kilo	-	-	-	-
MTola Gold	-	-	-	-
Gold Futures	-	-	-	-
T Gold 100 (gms)	-	-	-	-
T Gold 50	-	-	-	-
PADDYSBR1	-	-	-	-
RCA (RED Chilli)	-	-	-	-
Rice IRRI-6-W (MT)	-	-	-	-
WHEAT (MT)	-	-	-	-
Palm Olein (MT)	-	-	-	-
Sugar (MT)	-	-	-	-
KIBOR3M	-	-	-	-
Grand Total	17,209	4,751,175,734	7,685	3,182,447,792



UAN: +92-21-111-623-623 | Email: info@pmex.com.pk | Web: www.pmex.com.pk