



PAKISTAN  
MERCHANTILE  
EXCHANGE

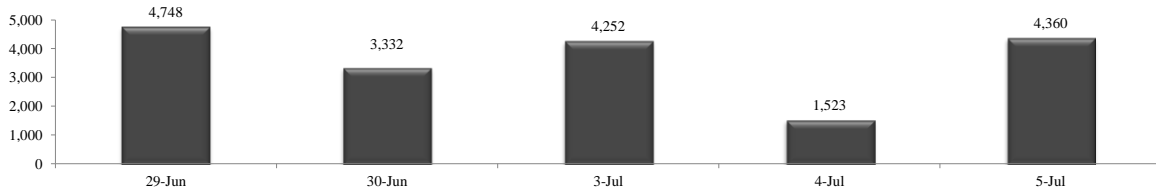
YOUR FUTURES EXCHANGE, THE EXCHANGE OF THE FUTURE



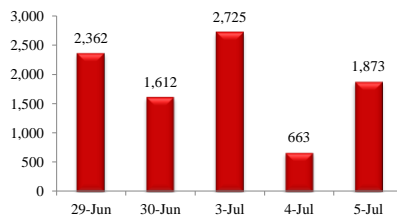
Wednesday, July 05, 2017

Commodities	Daily Trading Volume		Open Interest	
	No. of Contracts	Value (Rs)	No. of Contracts	Value (Rs)
GO100 OZ	50	661,759,313	25	331,759,188
GO10 OZ	371	490,983,463	702	931,579,799
GO1 OZ	2,526	334,078,693	3,870	513,563,222
Crude 10 (barrel)	13,427	669,774,002	2,469	121,726,854
Crude100 (barrel)	1,273	633,973,703	1,068	526,743,851
SL10 OZ	573	9,883,879	1,551	26,960,700
Silver100 OZ	384	66,406,114	842	146,363,050
Silver500 OZ	115	99,117,976	188	163,398,179
Copper	334	96,115,337	288	82,959,336
ICOTTON	-	-	-	-
GOLDEURUSD (Through COTs)	151	185,303,108	246	302,244,825
GOLDGBPUSD (Through COTs)	142	198,651,740	190	265,999,478
GOLDUSDJPY (Through COTs)	549	594,201,119	136	147,216,018
GOLDAUDUSD (Through COTs)	34	27,966,604	6	4,939,448
GOLDUSDCAD (Through COTs)	104	112,700,263	155	167,782,117
GOLDUSDCHE (Through COTs)	36	39,071,194	73	79,021,878
BRENT10 (barrel)	74	3,871,269	45	2,345,507
BRENT100 (barrel)	-	-	-	-
NATURALGASIK	59	18,556,756	68	20,993,572
NATURALGAS10K	1	3,090,538	3	9,261,870
PLATINUM5	110	54,075,097	110	54,286,293
PLATINUM50	12	58,943,749	9	44,416,058
Tola Gold	24	1,210,800	32	1,620,426
Mini Gold	-	-	-	-
Gold Kilo	-	-	-	-
MTola Gold	1	51	1	51
Gold Futures	-	-	-	-
T Gold 100 (gms)	-	-	-	-
T Gold 50	-	-	-	-
PADDYSBR1	-	-	-	-
RCA (RED Chilli)	-	-	-	-
Rice IRRI-6-W (MT)	-	-	-	-
WHEAT (MT)	-	-	-	-
Palm Olein (MT)	-	-	-	-
Sugar (MT)	-	-	-	-
KIBOR3M	-	-	-	-
<b>Grand Total</b>	<b>20,350</b>	<b>4,359,734,768</b>	<b>12,077</b>	<b>3,945,181,720</b>

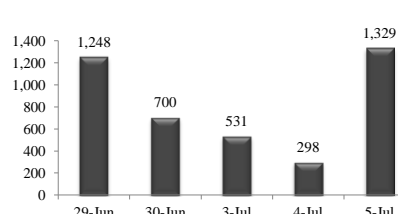
Traded Value of all Contracts  
(Rs. in Millions)



Traded Value of Metals Contracts  
(Rs. in Millions)



Traded Value of Energy Contracts  
(Rs. in Millions)



Traded Value of FX (Through COTs) Contracts  
(Rs. in Millions)

