



PAKISTAN  
MERCANTILE  
EXCHANGE

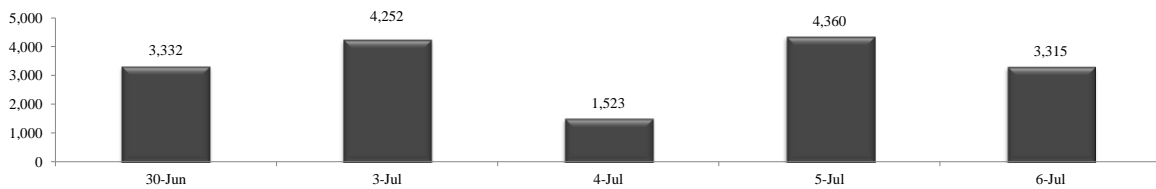
YOUR FUTURES EXCHANGE, THE EXCHANGE OF THE FUTURE



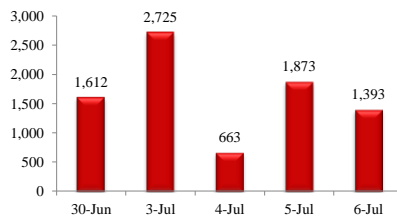
Thursday, July 06, 2017

Commodities	Daily Trading Volume		Open Interest	
	No. of Contracts	Value (Rs)	No. of Contracts	Value (Rs)
GO100 OZ	33	427,131,586	29	375,315,332
GO10 OZ	259	335,321,306	758	980,996,626
GO1 OZ	3,315	429,115,924	6,073	785,962,073
Crude 10 (barrel)	4,371	211,335,956	1,782	85,460,215
Crude100 (barrel)	2,047	994,635,626	1,046	502,600,118
SL10 OZ	176	2,971,766	1,545	26,124,141
Silver100 OZ	33	5,575,696	859	145,246,841
Silver500 OZ	32	27,049,370	196	165,706,524
Copper	453	127,306,771	407	114,432,934
ICOTTON	-	-	-	-
GOLDEURUSD (Through COTs)	110	132,457,955	306	369,435,452
GOLDGBPUSD (Through COTs)	161	220,410,502	205	281,083,782
GOLDUSDJPY (Through COTs)	269	284,330,717	151	159,605,021
GOLDAUDUSD (Through COTs)	10	8,024,955	9	7,214,659
GOLDUSDCAD (Through COTs)	41	43,267,380	164	173,344,171
GOLDUSDCHE (Through COTs)	16	16,938,677	87	91,962,849
BRENT10 (barrel)	32	1,636,923	52	2,632,226
BRENT100 (barrel)	1	505,986	1	506,197
NATURALGASIK	15	4,562,012	58	17,723,565
NATURALGAS10K	1	3,047,331	3	9,167,361
PLATINUM5	51	24,527,844	95	45,779,199
PLATINUM50	3	14,423,822	9	43,369,767
Tola Gold	-	-	23	1,163,064
Mini Gold	-	-	-	-
Gold Kilo	-	-	-	-
MTola Gold	-	-	-	-
Gold Futures	-	-	-	-
T Gold 100 (gms)	-	-	-	-
T Gold 50	-	-	-	-
PADDYSBR1	-	-	-	-
RCA (RED Chilli)	-	-	-	-
Rice IRRI-6-W (MT)	-	-	-	-
WHEAT (MT)	-	-	-	-
Palm Olein (MT)	-	-	-	-
Sugar (MT)	-	-	-	-
KIBOR3M	-	-	-	-
<b>Grand Total</b>	<b>11,429</b>	<b>3,314,578,105</b>	<b>13,858</b>	<b>4,384,832,117</b>

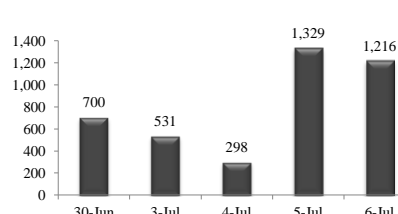
Traded Value of all Contracts  
(Rs. in Millions)



Traded Value of Metals Contracts  
(Rs. in Millions)



Traded Value of Energy Contracts  
(Rs. in Millions)



Traded Value of FX (Through COTs) Contracts  
(Rs. in Millions)

