



PAKISTAN  
MERCANTILE  
EXCHANGE

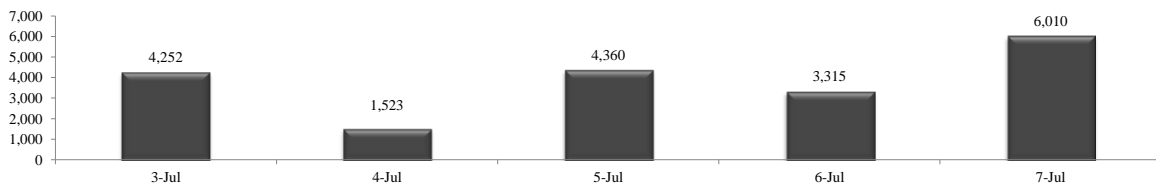
YOUR FUTURES EXCHANGE, THE EXCHANGE OF THE FUTURE



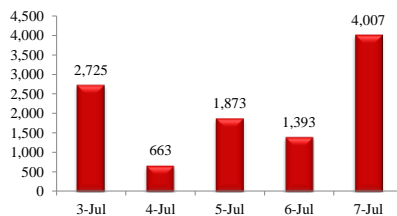
Friday, July 07, 2017

Commodities	Daily Trading Volume		Open Interest	
	No. of Contracts	Value (Rs)	No. of Contracts	Value (Rs)
GO100 OZ	114	1,473,562,855	43	553,276,373
GO10 OZ	1,093	1,412,309,630	782	1,006,190,986
GO1 OZ	5,227	675,344,310	6,677	859,122,406
Crude 10 (barrel)	11,078	525,871,060	1,621	76,506,353
Crude100 (barrel)	905	428,666,711	1,053	496,984,515
SL10 OZ	875	14,555,163	1,734	28,644,786
Silver100 OZ	318	53,020,314	828	136,781,331
Silver500 OZ	174	145,598,794	166	137,111,721
Copper	393	110,710,913	477	134,156,052
ICOTTON	-	-	-	-
GOLDEURUSD (Through COTs)	179	216,705,841	337	407,886,541
GOLDGBPUSD (Through COTs)	191	261,818,750	160	218,832,733
GOLDUSDJPY (Through COTs)	424	450,042,143	183	194,304,597
GOLDAUDUSD (Through COTs)	23	18,563,343	13	10,491,964
GOLDUSDCAD (Through COTs)	63	67,079,944	204	216,595,931
GOLDUSDCHE (Through COTs)	14	14,859,786	75	79,638,450
BRENT10 (barrel)	39	1,953,861	52	2,581,788
BRENT100 (barrel)	7	3,502,984	-	-
NATURALGASIK	38	11,724,608	47	14,242,773
NATURALGAS10K	1	3,108,950	2	6,060,754
PLATINUM5	111	53,668,734	109	52,526,874
PLATINUM50	14	67,669,045	10	48,189,793
Tola Gold	3	151,500	-	-
Mini Gold	-	-	-	-
Gold Kilo	-	-	-	-
MTola Gold	-	-	-	-
Gold Futures	-	-	-	-
T Gold 100 (gms)	-	-	-	-
T Gold 50	-	-	-	-
PADDYSBR1	-	-	-	-
RCA (RED Chilli)	-	-	-	-
Rice IRRI-6-W (MT)	-	-	-	-
WHEAT (MT)	-	-	-	-
Palm Olein (MT)	-	-	-	-
Sugar (MT)	-	-	-	-
KIBOR3M	-	-	-	-
<b>Grand Total</b>	<b>21,284</b>	<b>6,010,489,239</b>	<b>14,573</b>	<b>4,680,126,721</b>

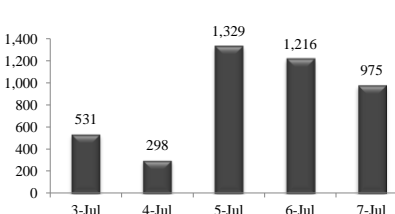
Traded Value of all Contracts  
(Rs. in Millions)



Traded Value of Metals Contracts  
(Rs. in Millions)



Traded Value of Energy Contracts  
(Rs. in Millions)



Traded Value of FX (Through COTs) Contracts  
(Rs. in Millions)

